

June 2018

JUNE 4, 2018-JUNE 29, 2018
MOTOR VEHICLE REGISTRATION REPORT

| | | | | | |
|--------------|-------------|-----------|-------------|--------------|-----------|
| LOCAL | 6-4/8-18 | 2,920.00 | LAMB COUNTY | LOCAL | 9,790.00 |
| | 6-11/15-18 | 2,460.00 | | COMMISSION | |
| | 6-18/22-18 | 1,750.00 | | REGISTRATION | 33,125.24 |
| | 6-25/29-18 | 2,660.00 | | TOTAL | 42,915.24 |
| TOTAL | | 9,790.00 | STATE | | - |
| COMMISSION | 6-4/8-18 | - | | | 12,492.17 |
| | 06-11/15-18 | - | | | 10,983.89 |
| | 6-18/22-18 | - | | | 7,455.64 |
| | 6-25/29-18 | - | | | 11,228.76 |
| TOTAL | | - | | TOTAL | 42,160.46 |
| REGISTRATION | 6-4/8-18 | 9,754.57 | | | 42,915.24 |
| | 06-11/15-18 | 8,866.44 | | | 42,160.46 |
| | 6-18/22-18 | 5,606.69 | | | |
| | 6-25/29-18 | 8,897.54 | | GRAND TOTAL | 85,075.70 |
| TOTAL | | 33,125.24 | | | |
| STATE | 6-4/8-18 | 12,492.17 | | | |
| | 06-11/15-18 | 10,983.89 | | | |
| | 6-18/22-18 | 7,455.64 | | | |
| | 6-25/29-18 | 11,228.76 | | | |
| TOTAL | | 42,160.46 | | | |
| TOTALS | 6-4/8-18 | 25,166.74 | | | |
| | 6-11/15-18 | 22,310.33 | | | |
| | 6-18/22-18 | 14,812.33 | | | |
| | 6-25/29-18 | 22,786.30 | | | |
| GRAND TOTAL | | 85,075.70 | | | |



RTS.FIN.012


FEE COLLECTION AND DISTRIBUTION REPORT

Date Range: 06/2018 - 06/2018

Start Month: June End Month: June Start Year: 2018 End Year: 2018 Office Category: County

| Inventory Item Counts | | | |
|--------------------------|------------------|------------|--|
| Item Description | Items Sold Count | Void Count | |
| 144-HOUR PERMIT | 5 | 0 | |
| 30 DAY MOTORCYCLE PERMIT | 1 | 0 | |
| 30 DAY PERMIT | 26 | 0 | |
| 72-HOUR PERMIT | 4 | 0 | |
| BLUE DISABLED PLACARD | 30 | 2 | |
| COMBINATION PLT | 2 | 0 | |
| DISABLED PERSON PLT | 8 | 0 | |
| EXEMPT SINGLE PLT | 2 | 0 | |
| FARM TRK TRACTOR PLT | 1 | 0 | |
| FARM TRLR PLT | 28 | 1 | |
| FARM TRUCK PLT | 10 | 1 | |
| MOTORCYCLE PLT | 2 | 1 | |
| ONE-TRIP PERMIT | 4 | 0 | |
| PASSENGER-TRUCK PLT | 192 | 12 | |
| PLATE STICKER | 283 | 12 | |
| RED DISABLED PLACARD | 10 | 0 | |
| SEASONAL AG PERMIT | 1 | 0 | |
| TOKEN TRLR PLT | 6 | 3 | |
| TRAVEL TRLR PLT | 4 | 0 | |

| Fees Collected | |
|------------------------------|-------------|
| Accounting Fees Description | Amount (\$) |
| REGISTRATION | |
| ANGELO STATE UNIVERSITY PLT | 30.00 |
| AUTOMATION FEE | 34.50 |
| BUYERS TAG | 595.00 |
| CHILDHOOD CANCER AWARE PLT | 5.00 |
| CLASSIC BLACK F APL | 0.00 |
| CNTY ROAD BRIDGE ADD-ON FEE | 12,470.00 |
| COME & TAKE IT D APL | 0.00 |
| DELINQUENT TRANSFER PENALTY | 90.00 |
| DELQ TRANS PENALTY 2008 | 1,025.00 |
| DISABLED VETERAN PLT | 12.00 |
| DUPLICATE RECEIPT | 12.00 |
| EMERGENCY MEDICAL SVCS PLT | 8.00 |
| ENDING HOMELESSNESS DONATION | 10.00 |
| HORNED LIZARD PLT | 30.00 |
| HUMMINGBIRD PLT | 50.00 |
| INQUIRY | 8.00 |
| INSPECTION FEE-1YR | 7,455.00 |
| INSPECTION FEE-2YR | 418.75 |





RTS.FIN.012

FEE COLLECTION AND DISTRIBUTION REPORT


Date Range: 06/2018 - 06/2018

Start Month: June End Month: June Start Year: 2018 End Year: 2018 Office Category: County

Office: 140 - LAMB

| Inventory Item Counts | | | |
|-----------------------|------------------|------------|--|
| Item Description | Items Sold Count | Void Count | |
| TRLR PLT | 23 | 2 | |
| WINDSHIELD STICKER | 1,102 | 17 | |

| Fees Collected | |
|-----------------------------|-------------|
| Accounting Fees Description | Amount (\$) |
| INSPECTION FEE-CDEC | 308.00 |
| INSPECTION FEE-CW | 242.00 |
| INSPECTION FEE-OB | 28.50 |
| INSPECTION FEE-TLMC | 307.50 |
| INSPECTION FEE-TSI | 8.25 |
| LATE REGISTRATION PENALTY | 43.60 |
| LONE STAR PINK C RNW | 150.00 |
| MOBILITY / CLEAN AIR FEE | 135.00 |
| ONLINE DISCOUNT | (43.00) |
| P&H 144 HOUR PERMIT | 250.00 |
| P&H 30-DAY PERMIT | 675.00 |
| P&H 72 HOUR PERMIT | 100.00 |
| P&H ANTIQUE PLT | 500.00 |
| P&H COMBINATION PLT | 1,680.00 |
| P&H IRP FUNDS INTERFACE | 2,381.75 |
| P&H LIMITED SRVC COMP | (64.00) |
| P&H LIMITED SRVC FEE | 304.00 |
| P&H MAIL IN FEE | 166.25 |
| P&H ONE TRIP PERMIT | 20.00 |





RTS.FIN.012

FEE COLLECTION AND DISTRIBUTION REPORT

Date Range: 06/2018 - 06/2018

Start Month: June End Month: June Start Year: 2018 End Year: 2018 Office Category: County

Funds Category: All Office: 140 - LAMB

| Fees Collected | |
|-----------------------------|-------------|
| Accounting Fees Description | Amount (\$) |
| P&H PLATE STICKER | 8,791.50 |
| P&H REGISTRATION CORRECTION | 633.75 |
| P&H TEMP ADDL WGT FEE-1 MO | 9.75 |
| P&H TMP PERMIT FEE | 190.00 |
| P&H TXO COMP | (86.00) |
| P&H TXO FEE | 204.25 |
| P&H WALK IN FEE | 5,571.75 |
| P&H WINDSHIELD STICKER | 58,698.44 |
| PERSONALIZATION FEE | 6.67 |
| PERSONALIZED PLATE FEE | 40.00 |
| PURPLE HEART PLT | 3.00 |
| REG FEE-DPS | 1,103.00 |
| REGIS. CREDIT REMAINING | (1,220.21) |
| REPLACEMENT FEE | 270.00 |
| TEMPORARY DISABLED PLACARD | 50.00 |
| TRANSFER | 142.50 |
| VETERANS' FUND | 6.00 |
| SALES TAX | |





RTS:FIN.012

FEE COLLECTION AND DISTRIBUTION REPORT

Date Range: 06/2018 - 06/2018

Start Month: June End Month: June Start Year: 2018 End Year: 2018 Office Category: County
 Funds Category: All
 Office: 140 - LAMB

| Fees Collected | |
|-----------------------------|-------------|
| Accounting Fees Description | Amount (\$) |
| REGISTRATION EMISSIONS FEE | 678.25 |
| SALES TAX EMISSION FEE 1% | 285.00 |
| SALES TAX EMISSIONS FEE | 62.50 |
| SALES TAX FEE | 112,973.43 |
| SALES TAX PENALTY FEE | 795.92 |
| TEXAS MOBILITY FUND FEE | 3,510.00 |
| TITLE | |
| REBUILT FEE | 130.00 |
| TITLE APPLICATION FEE | 3,042.00 |
| YOUNG FARMER | |
| YOUNG FARMER PROGRAM | 260.00 |

| Funds Distribution | | | | |
|--------------------|-----------------------|---------------------|--------------------|--------------------|
| Funds Category | TxDMV Amount Due (\$) | County Amt Due (\$) | Other Amt Due (\$) | Total Amt Due (\$) |
| REGISTRATION | | | | |


FEE COLLECTION AND DISTRIBUTION REPORT

RTS.FIN.012

Date Range: 06/2018 - 06/2018

Start Month: June End Month: June Start Year: 2018 End Year: 2018 Office Category: County
 Funds Category: All
 Office: 140 - LAMB

| Funds Distribution | | | | |
|--------------------|-----------------------|---------------------|--------------------|--------------------|
| Funds Category | TxDMV Amount Due (\$) | County Amt Due (\$) | Other Amt Due (\$) | Total Amt Due (\$) |
| ANT TXDMV PART | 100.00 | 0.00 | 0.00 | 100.00 |
| AUTOMATION FEE | 692.00 | 0.00 | 0.00 | 692.00 |
| BUYERS TAG | 595.00 | 0.00 | 0.00 | 595.00 |
| CO R & B FUND | 36,231.79 | 36,231.79 | 0.00 | 72,463.58 |
| DELQ TRANSFER | 45.00 | 45.00 | 0.00 | 90.00 |
| DELQ TRNSF CNTY | 0.00 | 512.50 | 0.00 | 512.50 |
| DELQ TRNSF EDUC | 100.00 | 0.00 | 0.00 | 100.00 |
| DELQ TRNSF FND6 | 412.50 | 0.00 | 0.00 | 412.50 |
| DP CARD | 50.00 | 0.00 | 0.00 | 50.00 |
| DUPL RECEIPT | 0.00 | 12.00 | 0.00 | 12.00 |
| ENDING HOMELESS | 10.00 | 0.00 | 0.00 | 10.00 |
| INQUIRY FEES | 0.00 | 8.00 | 0.00 | 8.00 |
| INSP LIRAP-1 | 12.00 | 0.00 | 0.00 | 12.00 |
| INSP TCEQ-1 | 2,076.00 | 0.00 | 0.00 | 2,076.00 |
| INSP TCEQ-2 | 100.00 | 0.00 | 0.00 | 100.00 |
| INSP TCEQ-3 | 1.50 | 0.00 | 0.00 | 1.50 |
| INSP TCEQ-4 | 36.00 | 0.00 | 0.00 | 36.00 |
| INSP TERP | 250.00 | 0.00 | 0.00 | 250.00 |






RTS.FIN.012

FEE COLLECTION AND DISTRIBUTION REPORT

Date Range: 06/2018 - 06/2018

Start Month: June End Month: June Start Year: 2018 End Year: 2018 Office Category: County
Funds Category: All
Office: 140 - LAMB

Table with 5 columns: Funds Category, TxDMV Amount Due (\$), County Amt Due (\$), Other Amt Due (\$), Total Amt Due (\$). Rows include categories like INSP TMF-EMISS, INSP TXMBLY-1, etc.





RTS.FIN.012

FEE COLLECTION AND DISTRIBUTION REPORT

Date Range: 06/2018 - 06/2018

Start Month: June End Month: June Start Year: 2018 End Year: 2018 Office Category: County Funds Category: All Office: 140 - LAMB

| Funds Category | Funds Distribution | | | | Total Amt Due (\$) |
|-----------------|-----------------------|---------------------|--------------------|------|--------------------|
| | TxDMV Amount Due (\$) | County Amt Due (\$) | Other Amt Due (\$) | | |
| REG FEE-DPS | 1,103.00 | 0.00 | 0.00 | 0.00 | 1,103.00 |
| REPL FEE \$6 | 157.50 | 112.50 | 0.00 | 0.00 | 270.00 |
| SP-ANGELO ST U | 22.00 | 0.00 | 0.00 | 0.00 | 22.00 |
| SP-CHILDCANC-AW | 3.66 | 0.00 | 0.00 | 0.00 | 3.66 |
| SP-HORNED TOAD | 22.00 | 0.00 | 0.00 | 0.00 | 22.00 |
| SP-HUMMINGBIRB | 36.66 | 0.00 | 0.00 | 0.00 | 36.66 |
| SP-PERSONALIZE | 45.21 | 0.00 | 0.00 | 0.00 | 45.21 |
| SP-TXDOT COM CR | (1.50) | 0.00 | 0.00 | 0.00 | (1.50) |
| SPL CNTY COMMSN | 0.00 | 6.00 | 0.00 | 0.00 | 6.00 |
| SPL TXDMV PART | 0.96 | 0.00 | 0.00 | 0.00 | 0.96 |
| SPL TXDOT PART | 48.18 | 0.00 | 0.00 | 0.00 | 48.18 |
| TRANS OF REGIS | 71.25 | 71.25 | 0.00 | 0.00 | 142.50 |
| VENDOR DMV FD 6 | 8.00 | 0.00 | 0.00 | 0.00 | 8.00 |
| VENDOR FD6 05% | 7.10 | 0.00 | 0.00 | 0.00 | 7.10 |
| VENDR CNTY CMSN | 0.00 | 1.50 | 0.00 | 0.00 | 1.50 |
| VETERANS' FUND | 6.00 | 0.00 | 0.00 | 0.00 | 6.00 |
| VNDRFD1 DMV 95% | 134.90 | 0.00 | 0.00 | 0.00 | 134.90 |






FEE COLLECTION AND DISTRIBUTION REPORT

RTS.FIN.012

Date Range: 06/2018 - 06/2018

Start Month: June End Month: June Start Year: 2018 End Year: 2018 Office Category: County
Funds Category: All
Office: 140 - LAMB

| Funds Distribution | | | | |
|---------------------|-----------------------|---------------------|--------------------|--------------------|
| Funds Category | TxDMV Amount Due (\$) | County Amt Due (\$) | Other Amt Due (\$) | Total Amt Due (\$) |
| SALES TAX | | | | |
| REGIS EMISSIONS | 0.00 | 0.00 | 678.25 | 678.25 |
| SALES TAX | 0.00 | 0.00 | 113,769.35 | 113,769.35 |
| SLSTX EMISSION1 | 0.00 | 0.00 | 285.00 | 285.00 |
| SLSTX EMISSIONS | 0.00 | 0.00 | 62.50 | 62.50 |
| TXMOBILITY FD | 0.00 | 0.00 | 3,510.00 | 3,510.00 |
| TITLE | | | | |
| REBUILT FEE1 | 100.00 | 0.00 | 0.00 | 100.00 |
| REBUILT FEE2 | 30.00 | 0.00 | 0.00 | 30.00 |
| TITLE APPL FEES | 702.00 | 1,170.00 | 0.00 | 1,872.00 |
| TITLE APPL-COMP | 1,170.00 | 0.00 | 0.00 | 1,170.00 |
| YOUNG FARMER | | | | |
| YOUNG FARMER FD | 0.00 | 0.00 | 260.00 | 260.00 |

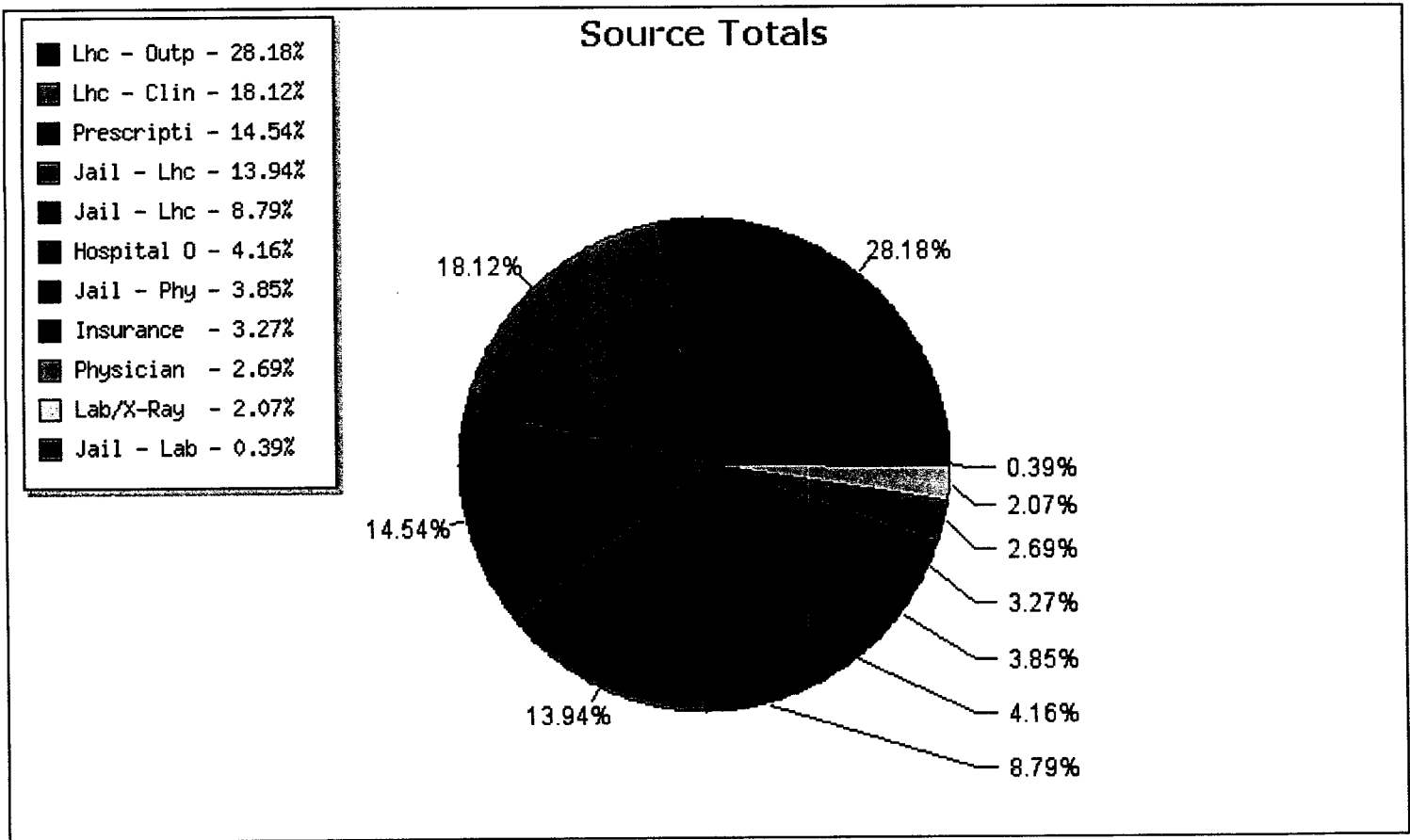


Source Totals for Batch Dates 06/01/2018 through 06/30/2018

| | | |
|---------------------------|--------|------------|
| Lhc - Outpatient | 28.18% | \$6,895.56 |
| Lhc - Clinic | 18.12% | \$4,433.00 |
| Prescription Drugs | 14.54% | \$3,558.96 |
| Jail - Lhc Outpatient | 13.94% | \$3,412.38 |
| Jail - Lhc Clinic | 8.79% | \$2,150.00 |
| Hospital Out-Patient | 4.16% | \$1,017.07 |
| Jail - Physician Services | 3.85% | \$943.22 |
| Insurance Premium | 3.27% | \$800.64 |
| Physician Services | 2.69% | \$657.13 |
| Lab/X-Ray | 2.07% | \$507.57 |
| Jail - Lab/X-Ray | 0.39% | \$94.89 |

Total Expenditures

\$24,470.42



Entry Statistics for Entry Dates 06/01/2018 through 06/30/2018

| | |
|--------------------|-----|
| Clients Entered | 41 |
| Rapid Reg. Entered | 2 |
| Vendors Entered | 1 |
| Worksheets Entered | 3 |
| Invoices Entered | 131 |

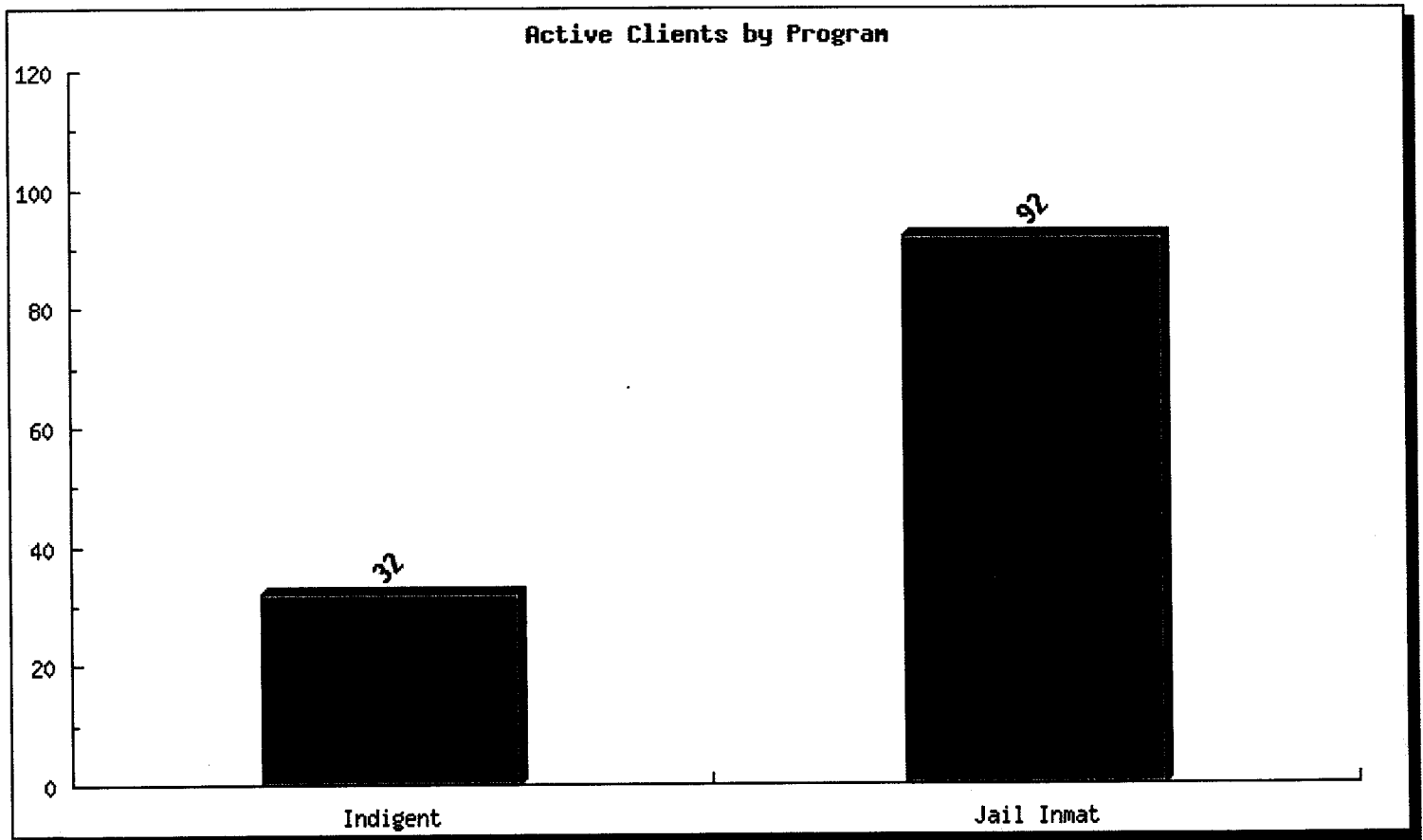
Void Statistics for Void Dates 06/01/2018 through 06/30/2018

| | |
|-------------------|---|
| Clients Voided | 0 |
| Vendors Voided | 0 |
| Rapid Reg. Voided | 0 |
| Invoices Voided | 0 |

Active Clients by Program for Eligibility Dates 06/01/2018 through 06/30/2018

| | |
|-------------|----|
| Indigent | 32 |
| Jail Inmate | 92 |

Total Clients By Program **124**



Appointments Scheduled by Type for Appointment Dates 06/01/2018 through 06/30/2018

| | |
|-----------------|---|
| New Appointment | 2 |
| Renewal | 4 |

Total Appointments Scheduled **6**